







CSK 2016 / SKM 2016



Super Mini

Essais Libres Officiels / Offiziellen Training

Classement de la séance / Klassement Wettkampf / Session

Clt	N°	Pilote	Nat	Nat	Meilleur S1	Meilleur S2	Meilleur S3	Temps idéal	Temps	Ecart	Tour	Vitesse
Rnk	No.	Pilot			Best S1	Best S2	Best S3	Ideal Time	Time	Gap	Lap	Speed
1	53	LAGROTTERIA Antonio	SUI		18.985	14.989	21.743	55.717	55.717		11	81,15
2	48	SPERANDIO Elia	SUI		19.075	14.983	21.953	56.011	56.034	+0.317	7	80,69
3	77	BEN Samir	SUI		19.120	15.242	21.843	56.205	56.358	+0.641	10	80,22
4	44	SCHOTT Esteban	SUI		19.129	15.139	22.015	56.283	56.422	+0.705	8	80,13
5	12	SAUTER Michael	SUI		19.222	15.155	21.938	56.315	56.480	+0.763	11	80,05
6	65	FAGONE Alessio	SUI		19.211	15.147	22.077	56.435	56.620	+0.903	7	79,85
7	15	LECERTUA Lorens	BEL		19.129	15.104	22.035	56.268	56.650	+0.933	11	79,81
8	3	HÊCHE Quentin	SUI		19.105	15.239	21.936	56.280	56.867	+1.150	11	79,51
9	2	STEIGER Valentin	SUI		19.290	15.186	22.087	56.563	56.961	+1.244	8	79,38
10	24	NAUDE Toni	SUI		19.195	15.298	22.074	56.567	56.999	+1.282	10	79,32
11	27	POSE Satya-Saian	SUI		19.365	15.356	22.009	56.730	57.114	+1.397	10	79,16
12	7	PANÈS Florent	SUI		19.823	15.377	22.064	57.264	57.433	+1.716	11	78,72
13	11	LÛSCHER Ekaterina	SUI		19.725	15.481	22.408	57.614	57.637	+1.920	9	78,44
14	18	RAIS Mathias	SUI		19.953	15.419	22.383	57.755	57.794	+2.077	9	78,23

Pas de temps / No time

4	LOVRENOVIC Levin	SUI										
5	LUGASSY Shannon	SUI										

N° 4 et 5 Pas de temps, pas de transpondeur

Sous réserve du contrôle technique ou de fait sportif

Le Chronométrage



Affiché à

Le Directeur de course

CSK 2016 / SKM 2016

Super Mini

Race 1

Historique / Rundenzeiten

Tour	Secteur 1	Secteur 2	Secteur 3	Temps
Runde	Sektor 1	Sektor 2	Sektor 3	R. Zeit

2 STEIGER Valentin

		16.703	31.563	
	21.050	16.858	43.825	
	START			
	21.188	26.759	49.182	
1	22.020	15.790	22.782	1:00.592
2	20.118	15.474	22.312	57.904
3	19.876	15.280	21.969	57.125
4	19.902	15.242	22.981	58.125
5	19.709	15.449	22.838	57.996
6	19.320	14.989	22.489	56.798
7	19.595	16.167	22.268	58.030
8	19.286	15.171	22.202	56.659
	FINISH			
9	19.516	15.127	22.086	56.729

3 HÊCHE Quentin

		15.974	33.685	
	20.641	17.058	44.171	
	START			
	22.186	26.357	48.817	
1	22.121	15.678	22.854	1:00.653
2	19.566	15.288	22.467	57.321
3	19.800	15.380	22.003	57.183
4	19.530	15.295	22.555	57.380
5	19.395	15.184	22.061	56.640
6	20.072	15.293	22.043	57.408
7	19.994	15.336	22.199	57.529
8	19.441	15.119	22.150	56.710
	FINISH			
9	19.947	15.280	22.450	57.677

Tour	Secteur 1	Secteur 2	Secteur 3	Temps
Runde	Sektor 1	Sektor 2	Sektor 3	R. Zeit

4 LOVRENOVIC Levin

		16.000	34.746	
	20.291	17.255	44.449	
	START			
	21.477	26.845	49.034	
1	21.346	15.453	22.408	59.207
2	19.502	15.200	22.364	57.066
3	19.680	15.141	21.651	56.472
4	19.231	14.983	21.934	56.148
5	19.179	15.026	21.795	56.000
6	19.034	15.414	22.344	56.792
7	19.151	15.002	21.818	55.971
8	19.319	15.374	21.824	56.517
	FINISH			
9	19.067	15.002	22.612	56.681

5 LUGASSY Shannon

		15.975	34.488	
	20.326	17.001	44.651	
	START			
	21.103	27.594	48.952	
1	20.554	15.466	22.027	58.047
2	19.217	15.061	21.732	56.010
3	19.027	15.003	21.834	55.864
4	19.050	14.969	21.768	55.787
5	18.965	14.924	21.700	55.589
6	18.901	15.024	22.167	56.092
7	19.036	15.421	22.229	56.686
8	18.890	14.893	21.612	55.395
	FINISH			
9	19.017	15.111	21.820	55.948

CSK 2016 / SKM 2016

Super Mini

Race 1

Historique / Rundenzeiten

Tour	Secteur 1	Secteur 2	Secteur 3	Temps
Runde	Sektor 1	Sektor 2	Sektor 3	R. Zeit

7 PANÈS Florent

		16.880	32.111	
	21.304	16.210	44.361	
	START			
	21.855	26.723	48.527	
1	21.905	15.580	22.845	1:00.330
2	19.638	15.262	22.561	57.461
3	19.718	15.044	22.364	57.126
4	19.469	15.391	22.547	57.407
5	19.633	15.189	22.142	56.964
6	19.948	15.317	22.110	57.375
7	19.413	15.344	22.100	56.857
8	19.641	15.224	22.259	57.124
	FINISH			
9	20.318	15.137	33.124	1:08.579

11 LÜSCHER Ekaterina

		16.780	31.971	
	20.864	16.554	43.944	
	START			
	21.800	26.436	49.160	
1	21.766	15.960	22.885	1:00.611
2	19.975	15.718	22.235	57.928
3	20.393	15.679	22.555	58.627
4	19.813	15.494	22.286	57.593
5	19.510	15.466	22.738	57.714
6	20.047	15.325	22.410	57.782
7	19.464	15.322	22.116	56.902
8	19.507	15.432	22.134	57.073
	FINISH			
9	20.119	15.342	22.652	58.113

12 SAUTER Michael

		16.435	35.246	
	20.365	16.925	44.734	
	START			
	21.753	26.891	48.927	

Tour	Secteur 1	Secteur 2	Secteur 3	Temps
Runde	Sektor 1	Sektor 2	Sektor 3	R. Zeit

1	20.680	16.094	22.679	59.453
2	19.700	15.222	22.126	57.048
3	19.137	15.116	21.735	55.988
4	19.231	14.959	21.751	55.941
5	19.038	14.955	21.983	55.976
6	19.626	15.603	22.127	57.356
7	19.079	15.051	21.824	55.954
8	19.690	15.409	21.784	56.883
	FINISH			

15 LECERTUA Lorens

		15.742	35.272	
	19.982	17.331	44.968	
	START			
	21.692	27.039	49.221	
1	20.593	15.574	22.333	58.500
2	19.227	15.154	21.882	56.263
3	19.305	15.017	22.198	56.520
4	19.240	15.011	21.999	56.250
5	18.959	14.982	21.806	55.747
6	19.311	15.082	21.978	56.371
7	19.161	15.119	21.934	56.214
8	19.099	15.096	21.807	56.002
	FINISH			
9	19.079	15.174	21.968	56.221

18 RAIS Mathias

		16.652	31.931	
	21.151	16.109	44.341	
	START			
	21.827	26.208	49.028	
1	21.887	15.740	22.889	1:00.516
2	19.741	15.366	22.353	57.460
3	19.742	15.591	22.868	58.201
4	19.901	15.391	22.845	58.137
5	19.924	15.570	22.208	57.702
6	19.447	15.448	22.261	57.156
7	19.467	15.257	22.280	57.004



CSK 2016 / SKM 2016

Super Mini

Race 1

Historique / Rundenzeiten

Tour	Secteur 1	Secteur 2	Secteur 3	Temps
Runde	Sektor 1	Sektor 2	Sektor 3	R. Zeit
8	19.589	15.082	22.067	56.738
FINISH				
9	19.368	15.311	22.181	56.860

24 NAUDE Toni

		17.057	31.221	
	20.941	16.503	44.214	
START				
	22.217	26.417	49.111	
1	22.347	15.763	22.715	1:00.825
2	19.767	15.460	22.458	57.685
3	20.208	15.153	22.568	57.929
4	19.582	15.424	22.769	57.775
5	19.772	15.222	21.775	56.769
6	19.116	15.126	21.961	56.203
7	19.449	15.093	22.375	56.917
8	19.533	15.547	22.178	57.258
FINISH				
9	19.685	15.669	22.529	57.883

27 POSE Satya-Saian

		15.999	34.677	
	20.180	17.310	44.463	
START				
	21.658	26.823	48.933	
1	20.912	15.296	22.497	58.705
2	19.301	15.079	21.796	56.176
3	19.256	15.024	21.880	56.160
4	19.133	15.024	21.709	55.866
5	19.122	15.119	21.834	56.075
6	20.380	15.409	22.328	58.117
7	19.352	15.069	21.851	56.272
8	19.272	15.129	21.571	55.972
FINISH				
9	19.276	15.120	22.173	56.569

Tour	Secteur 1	Secteur 2	Secteur 3	Temps
Runde	Sektor 1	Sektor 2	Sektor 3	R. Zeit

44 SCHOTT Esteban

		15.754	34.001	
	19.957	17.215	44.856	
START				
	22.355	26.340	49.045	
1	21.828	15.558	22.253	59.639
2	19.426	15.211	21.917	56.554
3	19.179	15.057	21.856	56.092
4	19.128	15.060	21.863	56.051
5	19.129	15.050	21.628	55.807
6	19.376	15.354	22.245	56.975
7	19.064	15.068	21.597	55.729
8	19.456	15.052	21.674	56.182
FINISH				
9	19.210	15.130	24.300	58.640

48 SPERANDIO Elia

		16.219	34.504	
	20.188	17.136	44.958	
START				
	20.611	27.998	48.912	
1	20.350	15.262	22.112	57.724
2	19.276	15.122	21.896	56.294
3	19.104	14.973	21.854	55.931
4	19.034	14.967	21.716	55.717
5	19.061	15.028	21.665	55.754
6	18.869	15.018	21.752	55.639
7	18.943	14.915	21.672	55.530
8	18.920	14.958	21.608	55.486
FINISH				
9	18.895	14.941	22.148	55.984

53 LAGROTTERIA Antonio

		15.538	22.192	
	19.335	15.162	37.510	
START				
	20.350	28.509	49.312	

CSK 2016 / SKM 2016

Super Mini

Race 1

Historique / Rundenzeiten

Tour Runde	Secteur 1 Sektor 1	Secteur 2 Sektor 2	Secteur 3 Sektor 3	Temps R. Zeit
1	20.474	15.581	22.175	58.230
2	19.165	15.085	21.820	56.070
3	19.128	14.928	21.683	55.739
4	18.999	14.934	21.541	55.474
5	18.949	14.901	21.662	55.512
6	19.014	14.914	22.167	56.095
7	19.022	15.203	21.677	55.902
8	18.952	15.020	21.816	55.788
FINISH				
9	19.182	15.004	21.781	55.967

Tour Runde	Secteur 1 Sektor 1	Secteur 2 Sektor 2	Secteur 3 Sektor 3	Temps R. Zeit
7	18.974	15.061	21.532	55.567
8	18.910	14.984	21.652	55.546
FINISH				
9	18.862	14.857	22.661	56.380

65 FAGONE Alessio

		16.185	35.528	
	19.889	17.778	44.781	
START				
	20.527	28.233	49.080	
1	20.056	15.265	22.132	57.453
2	19.190	15.046	21.990	56.226
3	19.023	14.966	21.835	55.824
4	19.056	14.985	21.743	55.784
5	18.978	15.025	21.823	55.826
6	18.900	14.929	21.731	55.560
7	18.892	14.994	21.706	55.592
8	18.869	14.937	21.720	55.526
FINISH				
9	18.866	14.903	22.717	56.486

77 BEN Samir

		16.380	35.456	
	19.858	17.648	44.780	
START				
	20.623	28.104	49.151	
1	20.095	15.227	22.147	57.469
2	19.333	15.053	21.951	56.337
3	19.095	14.894	21.745	55.734
4	19.189	14.915	21.745	55.849
5	19.055	15.047	21.595	55.697
6	18.998	15.091	21.610	55.699

